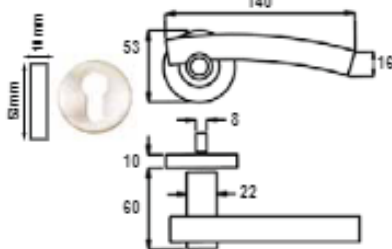
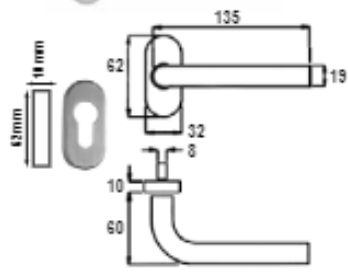


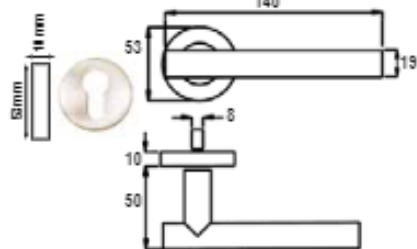
Lock Architectural



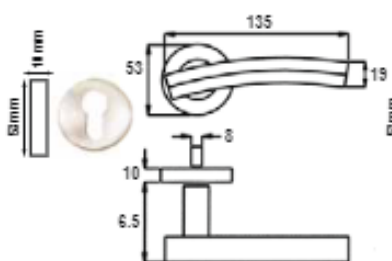
ST-4013 (Hollow)
SUS 304 Stainless Steel
Lever Handle



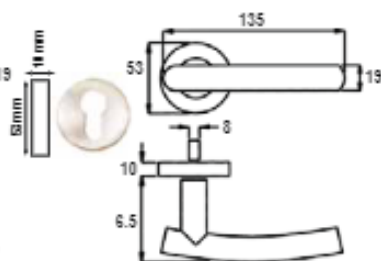
SP-4500 (Hollow)
SUS 304 Stainless Steel
Lever Handle



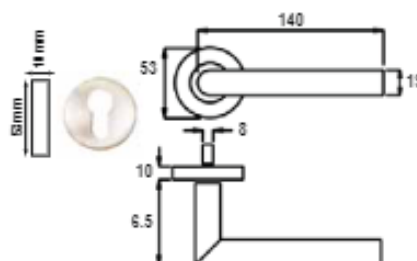
ST-4008 (Hollow)
SUS 304 Stainless Steel
Lever Handle



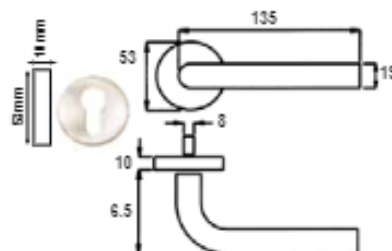
ST-4007 (Hollow)
SUS 304 Stainless Steel
Lever Handle



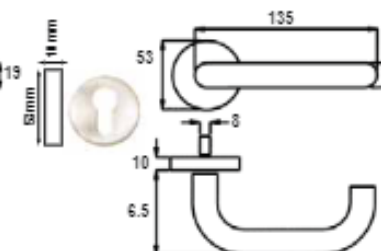
ST-4023 (Hollow)
SUS 304 Stainless Steel
Lever Handle



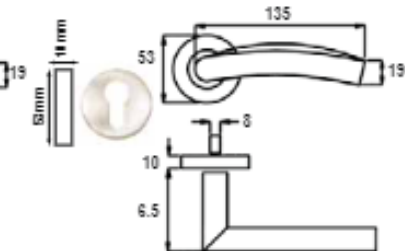
ST-4001 (Hollow)
SUS 304 Stainless Steel
Lever Handle



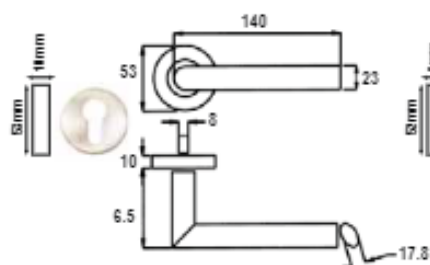
ST-4005 (Hollow)
SUS 304 Stainless Steel Tubes
Lever Handle



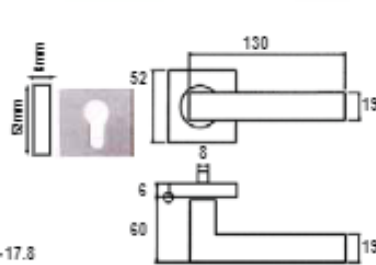
ST-4003 (Hollow)
SUS 304 Stainless Steel Tubes
Lever Handle



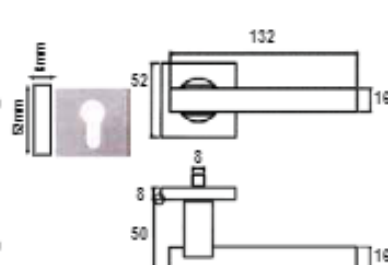
ST-4004 (Hollow)
SUS 304 Stainless Steel Tubes
Lever Handle



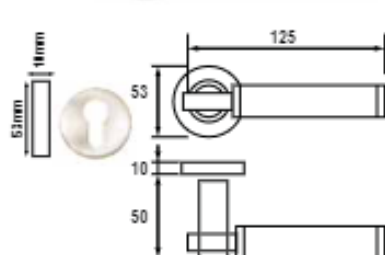
ST-4006 (Hollow)
SUS 304 Stainless Steel Tubes
Lever Handle



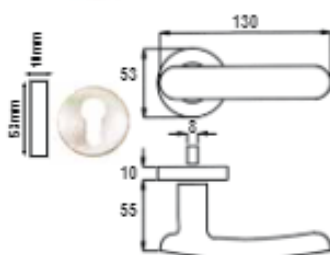
SS4125 (Hollow)
SUS 304 Stainless Steel
Lever Handle



SS4027 (Hollow)
SUS 304 Stainless Steel
Lever Handle

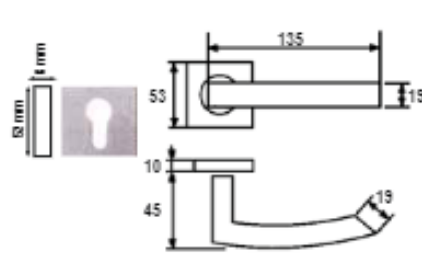


ST-4012 (Solid)
SUS 304 Stainless Steel
Lever Handle

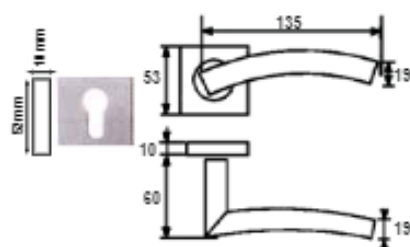


ST-2003 (Solid)
SUS 304 Stainless Steel
Lever Handle

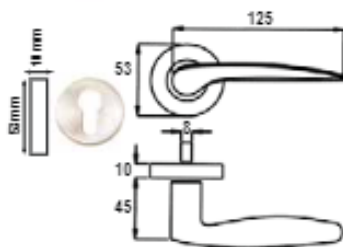
* Available In SUS 316
Stainless Steel



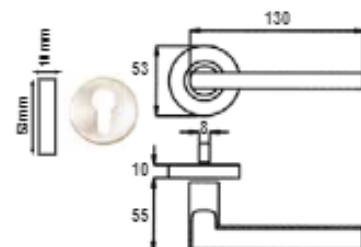
FSA002 (Hollow)
SUS 304 Stainless Steel
Lever Handle



FSA003 (Hollow)
SUS 304 Stainless Steel
Lever Handle

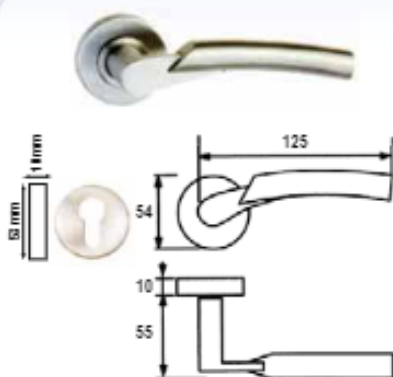


ST-2010 (Solid)
SUS 304 Stainless Steel
Lever Handle



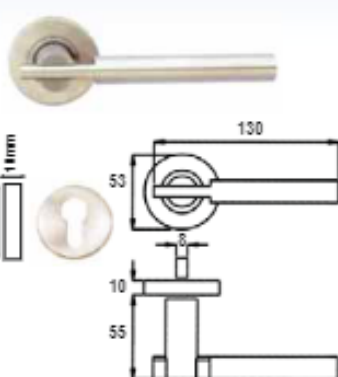
ST-2036 (Solid)
SUS 304 Stainless Steel
Lever Handle
Satin, Matt Black

Lock Architectural



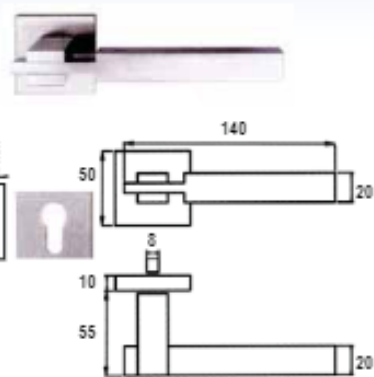
MI-2045 (Solid)

SUS 304 Stainless Steel
Lever Handle




ST-2038 (Solid)

SUS 304 Stainless Steel
Lever Handle



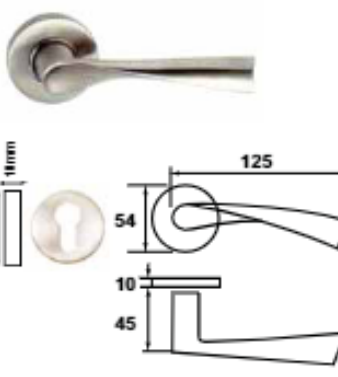
SX-2043 (Solid)

SUS 304 Stainless Steel
Lever Handle



MI-3005 (Solid)

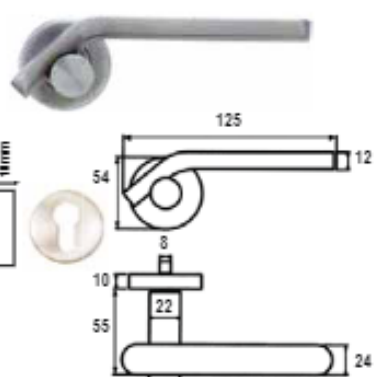
SUS 316 Stainless Steel
Lever Handle



ST-2015 (Solid)

SUS 304 Stainless Steel
Lever Handle

* Available In SUS 316
Stainless Steel



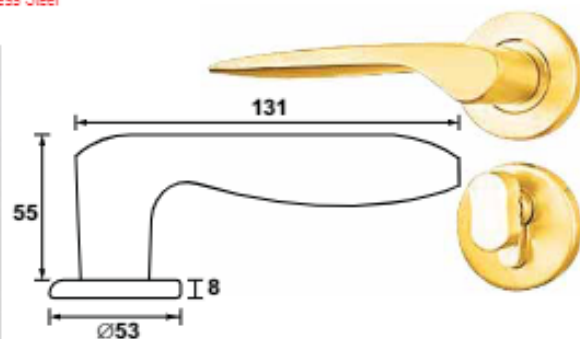
ST-2046 (Solid)

SUS 304 Stainless Steel
Lever Handle



HI-H114-1

Satin Black Nickel
Invisible Door Lockset



MI-V119

SUS 304 Stainless Steel
Lever Handle
Satin Stainless Steel / Satin Gold

madeinitaly

Colour : (ONS) Satin Nickel, (OLV) Polish Brass, (OCS) Satin Chrome, PVD, (OGR) Antique Brass

All models comes with euro profile rosette.



DOLCE - D015
Satin Nickel, Polish Brass



ART - AR15
Satin Nickel, PVD



WING 702/12Y
Satin Chrome



FLUO - FL15
Satin Nickel



Linear - LH15
Satin Nickel



HALLEY - HA15
Satin Nickel



LIRICA 801/8Y
Shaded Bronze



AIRONE - 604/B
Satin Chrome



GRIP-852
Satin Chrome



Classic 571/8Y
Satin Bronze



FLUO-FL12 VIS
Polish Brass



FLUKE - FX 14Y
Satin Nickel



BOOMERAANG - 185/12Y
Satin Chrome



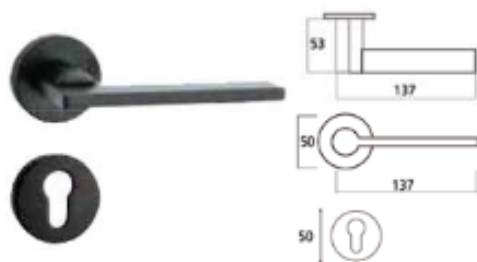
Classic Due 576/8Y
Satin Bronze



Classic 571/12Y
Polish Brass

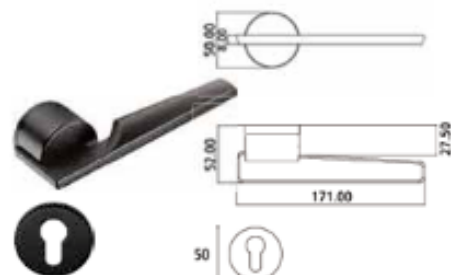
Lock Architectural

*Note : Lockcase & Cylinders are sold separately



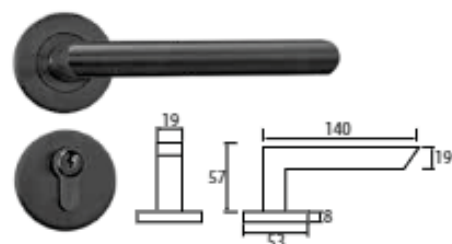
MI-V7211

Zinc Alloy
Lever Handle
Satin Nickel, Satin Matt Black



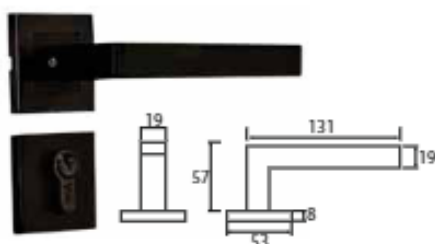
MI-V7229-2

Zinc Alloy
Lever Handle
Satin Matt Black



MI-V113

SUS 304 Stainless Steel
Lever Handle
Satin Black Nickel / Satin Gold



MI-V114

SUS 304 Stainless Steel
Lever Handle
Matt Black



Code-It
Electronic Security Handle
For your safety only

MTL Code-It - The key to indoor security

- Secret code for accessing the room
- 2 operating modes
Automatic locking: by just closing the door, with no need for a key
Manual locking: with the push of a button
- Simple operation: 4 to 8 digit code
- For indoor use: in office or home (work rooms, clinics, hobby rooms and safekeeping of personal valuables)

- Quick and easy installation: securely fixed from the inside of the door, preventing disassembly from the outside
- Suitable for use with most types of locking/latching products
- For door thickness 35-80mm
- Easy replacement for most existing handle types
- Does not require an electrical outlet
- Up to 9 separate codes for different users
- Indication light for activation, deactivation and battery life
- Low cost maintenance: up to 100,000 entries with only one pair of batteries

* In case of prolonged absence or at the end of a day, additional locking with a manual key is recommended.

Colour: (AB) Antique Brass, (AC) Antique Copper, (CS) Satin Nickel, (GP) Gold Plated, (PB) Polished Brass, (SN) Satin Nickel, (WK) Walnut Functions: (ET) Entrance, (BK) Privacy



MI-341 CS-XL Tubular Lever Lock
 Backset : With adjustable latch 80mm - 70mm
 Functions : Entry, privacy.
 Colour : Satin Nickel, Polished Brass
 Rose : 75mm
 Door Thickness : 35mm - 50mm
 Backset : 80mm - 70mm



MI-6391L Tubular Lever Lock
 Backset : With adjustable latch 80mm - 70mm
 Functions : Entry
 Colour : Satin Nickel, Matt Black, Satin Brass
 Rose : 85mm
 Door Thickness : 35mm - 50mm



LC-202 Dead Bolt
 Colour : Satin Nickel / Space Grey
 Bore Hole Dia. : 35mm - 55mm



E-841 CS-XL Tubular Lever Lock
 Material : Zinc Diecast
 Finish : SN
 Backset : 80-70mm
 Door Thickness : 35mm - 50mm
 Rose : 75mm



MI-6011-ET Tubular Lever Lock
 Material : Zinc Diecast
 Finish : SN
 Backset : 80 - 70mm
 Door Thickness : 35mm - 50mm
 Square Zinc Alloy Rose



MI-6331-ET Tubular Lever Lock
 Colour : Satin Black
 Base : 85mm
 Backset : 80 mm
 Door Thickness : 35 - 48mm



MI-6331L-ET Tubular Lever Lock
 Colour : Satin Nickel
 Base : 85mm
 Backset : 80 - 70mm
 Door Thickness : 35 - 48mm



MI-171 ET Oval Knob Lock
 Colour : Satin Nickel, Antique Brass, Gold Plated

Lock Architectural

Colour: (BP) Brass Plated, (SN) Satin Nickel, (S/S) Stainless Steel, (AB) Antique Brass, (BSN) Brushed Satin Nickel



MI-587

Stainless Steel
Cylindrical Knob Lock
Backset: 60/70mm



MI-3871 ET-XL

High Quality Cylindrical Knob Lock
Stainless Steel (SUS304)
Approved by ISO9001
Backset: 60/70mm



A791-XL

Knob Lock
Antique Brass, Stainless Steel



5303 ET, BK

Satin Nickel / Chrome,
Satin Brass / Polished Brass
Flower Knob Lock



D101

Stainless Steel, Antique Brass,
Antique Copper, Brass Plated
Single Dead Bolt



MI-301A-ET, BK

Dead Bolt Lock
Satin Nickel / Black / Antique Brass
Entrance, Privacy



D-104

Single Sided Dead Bolt
Stainless Steel



MI-L687

Backset: 60, 70mm
Lever Latch
Stainless Steel



LS-002

Night Latch



L01.004

Stainless Steel
Indicator Latch



MI-600

SUS 304 Stainless Steel
Indicator Latch With
Long Turn Handle



MI-600

Privacy Indicator Latch
Black / Satin Nickel



C560B-VB-BP
Victorian Bronze
Cylindrical Knob Lock
(Entrance)



665E-VB-BP
Victorian Bronze
Lever Lock
(Entrance)



665C-VB-BP
Victorian Bronze
Lever Lock
(Entrance)



66RPDLVB8P (ET)
Oil Rub Bronze
Sliding Door Lock



515R-SS-BP / VB-BP
Satin Nickel / Victorian Bronze
Dead Bolt Lock
(Entrance)



515S-VB-BP
Victorian Bronze
Dead Bolt Lock
(Entrance)



765 LO-SC-FL
Victorian Bronze, Satin Nickel
Entrance Door Lock Set



765SE-SC-FL-VB
Victorian Bronze
Entrance Door Lock Set



765 SO-SC-FL
Polish Brass, Victorian Bronze
Entrance Door Lock Set



BC-40610
Old Silver
Entrance Lockset
(Note: POD, POV, AB Finish Available)



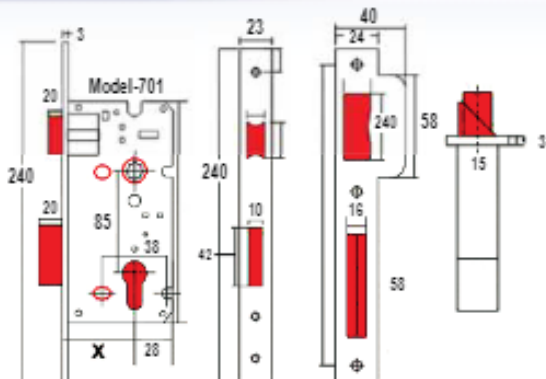
BC-44500
Antique Brass
Entrance Lockset
(Note: Satin Nickel Finish Available)

MI-701

Possible Variation

Backset : X
40mm
45mm
60mm
70mm

Forend: Square

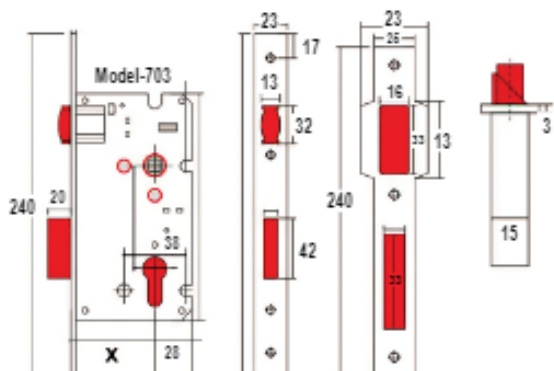


MI-703

Possible Variation

Backset : X
60mm
60mm

Forend: Square



MI-5572

Backset : x

55mm

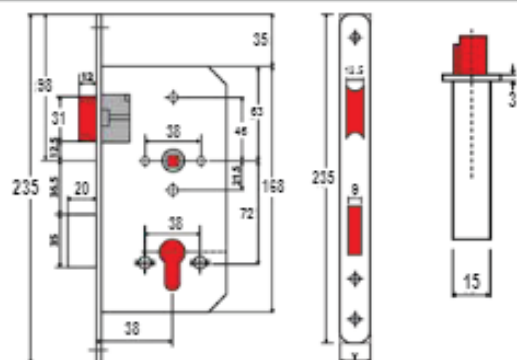
Dimension of forend : Y

square 20mm

rounded 24mm

20mm

24mm

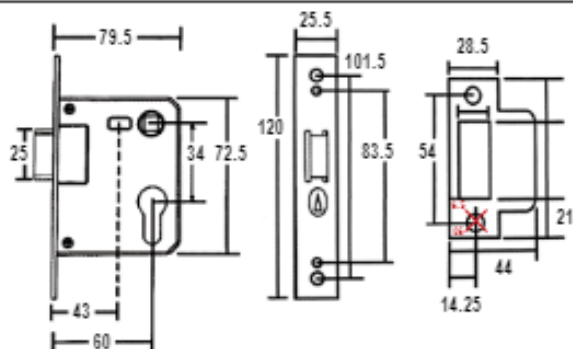


MI-709

Switch Room Lock

Backset

60mm





AGB B00705

Backset : 30mm, 50mm, 60mm
Sliding Door Lock
Nickel Plated
*5 years Mechanical Warranty



AGB B00852

Backset: 50mm, 60mm
Mortise Lockcase
Nickel Plated

- Patterned spring bolt to keep doors always in correct latching positions.
- 5 years Mechanical Warranty



AGB B00856

Backset: 60mm, 80mm
Mortise Dead Lock
Nickel Plated

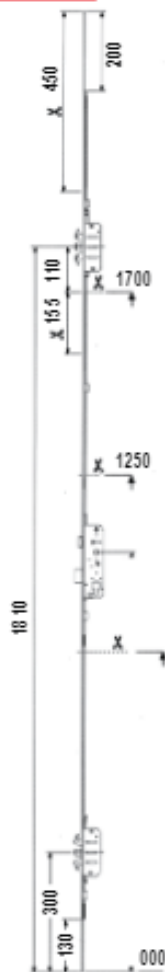
- 5 years Mechanical Warranty



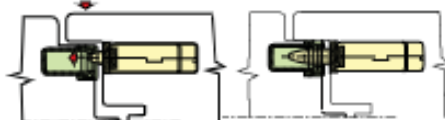
W112016013210

Sicurtop Poseidon
MULTIPOINT Lock w / Roller Latch
3 Way multi Point Lock
Finish: Nickel Plated
Backset: 60mm
Length: 2400mm
Feature: 3mm thick one-piece faceplate
For details, please refer to our sales consultants.

Made in Italy

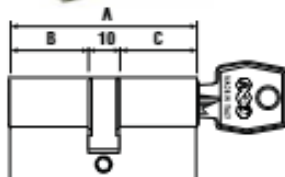


MULTIPOINT LOCKING SYSTEM



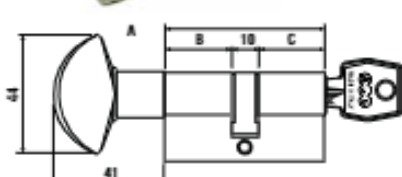
The sash is aligned

The Poseidon has engaged



AGB SCUDO 600

A : 60mm, 70mm, Double cylinder
Nickel Plated



AGB SCUDO 600

A : 60mm, 70mm, Double cylinder
Nickel Plated

Made in Italy

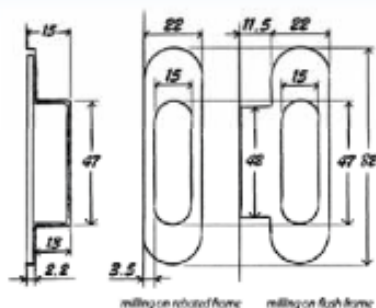


AGB Centro Focus

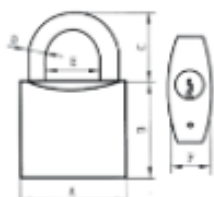
Magnetic Lockcase
With Bolt Latch

Backset: 50mm x 85mm

- Magnetic latch: Quiet closing
- Retractable Latch function while opening to prevent accident.
- Most suitable for hospitals, clinics, children's rooms, offices etc



Easy-matic Striker for Polaris / Centro Focus



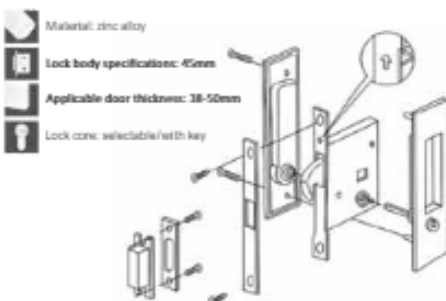
MI 304 Stainless Steel Pad Lock

Art.No.	Size (MM)	Weight (Pcs/g)	Shackle and lock body Dimension						
			A	B	C	D	E	F	G
SSL40	40	150	40	35	27	6	24	15	10
SSL50	50	250	50	45	34	8	25.3	17	10
SSL60	60	470	60	52	41	10	31	19	10
SSL50	50	370	50	43	34	8	25.3	17	10



MI-808

Mortise Retractable
Edge Pull
Stainless Steel



Material: zinc alloy

Lock body specifications: 45mm


Applicable door thickness: 38-50mm

Lock core: selectable with key




MI-2728 ET

Satin Nickel / Black
Sliding Door Lock



MI-580

Satin Nickel / Black
Sliding Door
Recessed Handle



MI-2718 ET

Satin Nickel / Black
Sliding Door Lock



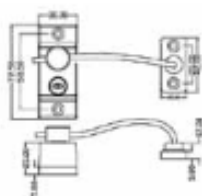
MI-689 ET

Satin Nickel / Black
Sliding Door Lock

Colour: (BP) Brass Plated, (SN) Satin Nickel, (S/S) Stainless Steel, (AB) Antique Brass, (BSN) Brushed Satin Nickel



WINDOW LOCK WITH ROPE



WINDOW SECURITY LOCK- Item Code 311-R




ST-808-15 ET, BK BSN
Sliding Door Lock



MI-2712

Sliding Door Hook Lock
Brushed Satin Nickel
(Backset : 50mm)



MI-2722

Sliding Door Hook Lock Privacy
Brushed Satin Nickel
(Backset : 50mm)



ST-8305

Sliding Hook Lock
Stainless Steel
(Backset : 50mm)



E01-0207

Sliding Door Lock
Stainless Steel
(Entrance / Privacy)
Door Thickness: 32mm - 45mm
Backset: 50mm



N3307

Sliding Double Hook Lock
Stainless Steel, Brass Plated
(Backset : 40mm)




HL

Sliding Door Lock Stainless Steel
(Backset : 30mm, 50mm)



MOFIT 5085

Mortise Lockcase
Stainless Steel
(Backset: 50mm)



QA-60x85mm

Stainless Steel
Emergency Door
Mortise Lockcase



QS-30x85mm

Slash Lock with Stainless Steel
Forend Plate
(For Aluminium/Metal doors)



N8306 S/S

Dead Lock
(Backset : 50, 60mm)

Lock Architectural

Colour: (BP) Brass Plated, (SN) Satin Nickel, (S/S) Stainless Steel, (AB) Antique Brass, (BSN) Brushed Satin Nickel




MI-03

Length : 70mm
Double Thumbturn Cylinder
Satin Nickel



MI-02- a) Double Cylinder b) Thumbturn Cylinder c) Privacy Cylinder

Length : 50mm & 60mm & 70mm, 80mm, 100mm
Antique Brass / Brushed Satin Nickel / Brass Plated, Matt Black, Satin Black




**(a) Thumbturn Half Cylinder
(b) Half Cylinder with KEY**

Length : 45mm
Brushed Satin Nickel



B35-004

8mm Spindle for Single Sided
Lever Handle (For 1-Way Lock)



SQ004

Square Euro Profile
Escutcheon Cover
Stainless Steel



ø53mm

ø53mm

SS-01/SS-02

a. SS-01 Dummy Escutcheon Stainless Steel
b. SS-02 Euro Profile Escutcheon Stainless Steel



E02-0021

For 8mm Spindle
L: 22mm



DV-200

200 Deg Door Viewer Chrome



803871

Gold Plated, Antique Brass,
Satin Nickel, Antique Copper
Grip Handle Lockset



MI-202

Georgia
Solid Brass
Entrances Lockset



MI-2198

Brass Plated, Antique Brass,
Satin Nickel, Antique Copper
Grip Handle Lockset



Interactive[®] Interactive[®] 7X7[™] MULTY-LOCK



MTL-7X7[™]

- Double side key : 60mm / 70mm longer length upon request
- Thumbturn / key cylinder : 60 / 70 mm longer length upon request



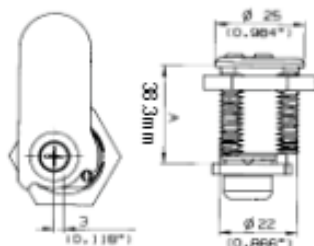
MTL-Interactive[®] 3 in 1

- Double side key : 60mm / 70mm longer length upon request
- Thumbturn / key cylinder : 60 / 70 mm longer length upon request

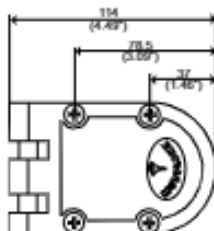


MTL-Interactive[®] 3 in 1

- Rim Cylinder can replace for most of dead locks
- American rim, cylinder available
- For all types of American handle lock sets.



MTL-High Security Cam Lock
38.3mm



MTL-Perseus[™]
Jimmy Proof Dead Lock



7X7[™]



MTL-G-Series PADLOCK
SIZE : 47mm & 55mm & 60mm

Interactive[®]



MTL-C-Series PADLOCK
Removable, POP Open
(Key Retaining)
Size : 50mm & 63mm & 73mm



MTL-PADLOCK ACCESSORIES
Hasp for Glass Door
Size : 65mm x 55mm

Lock Furniture / Secret Lock



AM-203
File Cabinet Lock For Steel Furniture
Nickel Plated



AM-202
File Cabinet Lock For Steel Furniture
Nickel Plated



AM-406
File Cabinet Lock For Steel Furniture
Chrome



AM-201 Left / Right
File Cabinet Lock for Steel
Furniture Chrome



AM-502-22
Slam Lock for Showcase
Nickel Plated



AM-508-22
Two Turns Long Latch
*for cylinder length 22mm & 30mm
Nickel & Brass Plated



AM-509-22
Roller Shutter Lock
Nickel Plated



AM-709-A22
Nickel Plated
Sliding Door Lock For
Wardrobe & Cabinet
(For door width: 800mm, 1000mm)



AM-AL-02
Automatic Hook Latch
(For Double Doors Use)
Nickel Brass Plated



AM-506-12
Push in Lock
Nickel Plated



AM-503-23
Flap Lock
Nickel Plated



AM-555/C
For Central Locking
(*Side mount is also available)
Nickel Plated



AM-411-11
Lock for Single Inset Door




AM-411-10
Lock For Single Overlay Door



AM-411-2
Lock for Double doors



AM-668-C1
Side Mount Central Lock With
C1-Bar



a) **AM-507-11** Drawer Lock
b) **L-Striking Plated**
Nickel Plated or Gold Plated



AM-513
Cabinet Lock for Double Doors
Nickel Plated



AM-505-16/25/30mm
Nickel Plated or Gold Plated
Cam Lock



AM-701-22
Rotating Bar Lock
Nickel Plated



SDW S-501

Invisible Lock for Sliding Door
Material : ABS lock housing
Power supply : 3 standard AAA alkaline batteries
Function card :
1. **MANAGEMENT (PROGRAMMING) CARD** -
is used to create user card
2. User card is the key of the lock
The same RF card can be shared by all the lock



a) **SDW S-N001** b) **AM-SDWC-507K**

Electronic Cabinet Lock
• Easy program - no need for software or PC
• Reliable function for 18 - 25 mm wood/steel panel.
• Automatic on lock function.
• Low battery notification function.
• Easy to install.
• Available for push in & pullout doors.



AM-DL-002
4 Digit Combination Lock
Satin Nickel



DL-102
Black
3 Digit Combination Lock



* with Auto Reset

AM-DL-202
Auto return to zero
Combination Lock

Lock Furniture / Secret Lock



LAMP SCL-180
Hook Type for Sliding Door



LAMP SKL-180
Drawer Lock
Nickel Plated



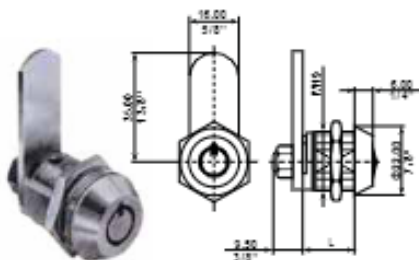
LAMP 3320
Drawer Lock
Diameter: 18mm x 24mm

Key is not removable in unlocked position, can be used as a knob

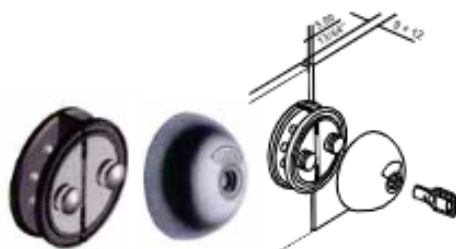


LAMP 7810-24

Reversible key lock, surface mounting type, with 3 hi-tech keys, one million key changes available. 22mm (7/8") diameter cylinder with satin lightnickel finish to match 304 stainless steel case.



MERONI 3351
18mm, 31mm Cam Lock
(250,000 Combination)



MERONI 3381GL
Kit for Glass Door

Invisible Magnetic Lock

Made in USA



- To prevent children contact with chemicals & dangerous articles from the cabinet & drawers.
- To use it as secret cabinet or drawers due to no key hole and no handle required.
- R-201= Latch
- R-501= Magnetic Key
- Standard Packing: 2pcs Latch + 1pc Magnetic Key



AM-409
Sliding Glass Lock
Nickel Plated/Chrome Plated



AM410-5
Cabinet Swinging Glass Door
Cam Lock
For glass thickness 5mm-8mm



AM-410-6
Cabinet Swinging Glass Door
Plunger Lock
For glass thickness 8mm-10mm



AM 417-1/5
Cabinet Double Swinging
Glass Door Lock
Without boring hole on glass and
cylinder can be used as a knob
for glass thickness 5mm-8mm



AM 407-1/5
Cabinet Single Swinging
Glass Door Lock
Without boring hole on glass and
cylinder can be used as a knob
for glass thickness 5mm-8mm only



AM 407-3/5
Cabinet Single Swinging
Glass Door Lock
Without boring hole on glass and
cylinder can be used as a knob
for glass thickness 5mm-8mm only



AM-410-1
Single Glass Door Lock
Chrome or Gold Plated



AM-410-2
Single Glass Door Lock
Chrome or Gold Plated



AM 408/5
Cabinet Swinging Glass Door Lock
without boring hole on glass and
cylinder can be used as Handle
Glass Thickness 5, 8mm



AM-417-5
Cabinet Swinging Glass Door Lock
for Double Doors
without boring hole on glass and
cylinder can be used as handle
for glass thickness 5-8mm



AM 410-7L - for left-handed door
AM 410-7R - for right-handed door
Cabinet Swinging Glass Door
Pivoting Cam Lock
for glass thickness 8mm



SDGP-407/417
Smart Card Glass Door Lock
For 8-10mm Glass Thickness
(Battery Operated)