

Made in Italy

Measurements : Dia = Diameter, L = Length, W = Width, H = Height
 Finishes : (BSN) Brushed Satin Nickel, (SC) Satin Chrome, (AB) Antique Brass,
 (MSN) Matt Satin Nickel, (MN) Matt Nickel



BM-03027
Hole: Hole - 96mm



BM-03850
Hole: Hole - 96mm



BM-03085
Hole: Hole - 84mm, 96mm



BM-03093
Hole: Hole - 84mm, 96mm



BM-03002
Hole: Hole - 96mm



BM-06213.07500
Hole: Hole - 96mm



BM-09204.04500
Dia. 45mm



BM-06214.08000
L80mm x W68mm



BM-24410
Dia. 30mm



BM-24401
Dia. 30mm



BM-24216
Dia. 29mm



BM-24405
Dia. 30mm

Handle Furniture

Measurements : Dia = Diameter, L = Length, W = Width, H = Height
 Finishes : (BSN) Brushed Satin Nickel, (SC) Satin Chrome, (AB) Antique Brass,
 (MSN) Matt Satin Nickel, (MN) Matt Nickel

Made in Italy



BM-21391
L72mm x W22mm



BM-21392
L71mm x W22mm



BM-21399
L72mm x W22mm



BM-09238
Dia. 34, 42, 50mm



BM-37725
L58mm x W31mm



BM-15109
Hole: Hole - 64mm, 96mm



BM-24850
Dia. 30mm



BM-24479
Dia. 31mm



BM-06221
a) L88mm x W68mm
b) L71mm x W54mm



BM-12235
Dia. 37, 47, 55mm



BM-12210
Dia. 50, 66mm

Measurements : Dia = Diameter, L = Length, W = Width, H = Height
 Finishes : (BSN) Brushed Satin Nickel, (SC) Satin Chrome, (AB) Antique Brass, (MSN) Matt Satin Nickel, (MN) Matt Nickel



BM-151282.09

Hole: Hole - 98mm, 128mm
 Florence Bronze



BM-24130Z030000.09

Hole: Hole - 98mm, 128mm
 Antique Bronze



AN-2143

Hole: Hole - 98mm
 Antique Brass



F3263 AEB

Hole: Hole - 98mm, 128mm
 Antique Bronze



AN-2120

L108 X H82.3mm
 Antique Brass



F3268 AE

Hole: Hole - 98mm, 128mm
 Antique Bronze



AN-2123

Dia. 49mm
 Antique Brass



F363-96

Hole: Hole - 98mm
 Antique Bronze



AN-2115

Hole: Hole - 84mm
 Antique Brass



F3246L AEB

Hole: Hole - 84mm
 Antique Bronze



F317 AE

Dia. 38mm
 Antique Bronze



F337 AE

Dia. 32mm X 32mm
 Antique Bronze



F3220 AEC

Dia. S= 33mm, L= 51mm
 Antique Bronze
 Cooper



F2828 AEF

Antique Bronze

Handle Furniture

Measurements : Dia = Diameter, L = Length, W = Width, H = Height
 Finishes : (BSN) Brushed Satin Nickel, (SC) Satin Chrome, (AB) Antique Brass, (MSN) Matt Satin Nickel, (MN) Matt Nickel



F303 AE
 Dia. 30mm
 Antique Bronze



F409 AE
 Hole: Hole - 76mm
 Antique Bronze



F322 AE
 Diameter: 33mm
 Antique Bronze



F446 AE
 Hole: Hole - 96mm, 128mm
 Antique Bronze



F366
 64mm, 96mm
 Antique Bronze



C504-2AE C264
 Diameter: 38mm
 Ceramic



C506 AE W01
 Hole: Hole - 84mm, 96mm
 Antique Brass / Ceramic



C504-2 AEB C264-96
 Hole: Hole - 96mm
 Antique Brass / Ceramic



C802 AE W01
 Diameter: 32mm
 Ceramic / Antique Bronze



C051 W44
 Diameter: 38mm
 Ceramic



C051 W01
 Diameter: 38mm
 Ceramic



C054-24EB W211
 Hole: Hole - 96mm
 Antique Brass / Ceramic

Measurements : Dia = Diameter, L = Length, W = Width, H = Height
 Finishes : (BSN) Brushed Satin Nickel, (SC) Satin Chrome, (AB) Antique Brass, (MSN) Matt Satin Nickel, (MN) Matt Nickel



ST-1179
 Dia. 20mm, 25mm
 Brushed Satin Nickel / Satin Chrome,
 Satin Gold, Matt Black



FH-135
 Hole: Hole - 128mm
 SUS304 Stainless Steel




MI-609
 L150mm x W50mm x T13mm
 Stainless Steel
 Matt Black / Matt Gold




LAMP FH-100BK
 Satin Nickel
 Flush Pull with spring
 L100 x W25 x T16(mm)



ST-1125
 Hole: Hole - 98mm, 128mm
 Brushed Satin Nickel



MI-505
 L120mm x W40mm x T13mm
 Satin Stainless Steel,
 Satin Gold



MI-SA005
 Hole : Hole- 98mm
 L144mm, L110mm x W42mm x T15mm
 Matt Black



ST-5049
 Hole: Hole - 78mm, 98mm
 Brushed Satin Nickel



ST-709 S,L
 Dia. 35mm, 40mm
 Brushed Satin Nickel



MI-718
 L202mm x W52mm x T13mm
 Hole : Hole - 192mm



ST-5048
 Hole: Hole - 98mm, 100mm
 Matt Satin Nickel, Satin Chrome



2341
 Hole: Hole - 85mm
 Silver/Black Base

Handle Furniture

Measurements : Dia = Diameter, L = Length, W = Width, H = Height
 Finishes : (BSN) Brushed Satin Nickel, (SC) Satin Chrome, (AB) Antique Brass,
 (MSN) Matt Satin Nickel, (MN) Matt Nickel



F255L
 L69mm x W25mm
 Satin Nickel



F182
 L50mm x W50mm
 Brushed Satin Nickel



AN-1133 S,L
 L: 51.5mm x 13.7mm
 L: 73.6mm x 20mm
 Brushed Satin Nickel



AN-5056
 Hole: Hole - 98mm, 128mm, 160mm
 Brushed Satin Nickel / Aluminium



MI-330
 Hole: Hole - 98mm, 128mm, 160mm
 Aluminium



F1074
 Hole: Hole - 128mm, 160mm, 320mm
 Brushed Satin Nickel



F 6035 A
 Hole: Hole - 192mm, 258mm
 Brushed Satin Nickel



F798
 Hole: Hole - 128mm, 192mm, 320mm
 Brushed Satin Nickel



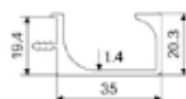

F1132
 Hole: Hole - 160mm, 192mm
 Brushed Satin Nickel



MI-V1212
 12mm x 12mm
 Hole: Hole - L128mm, 160mm, 192mm,
 320mm, 608mm, 1000mm, Knob
 Matt Gold, Titanium Black,
 Polished Rose Gold,
 Satin Stainless Steel



MI-919
 L: 2500mm



MI-2247
 L: 2500mm

Measurements : Dia = Diameter, L = Length, W = Width, H = Height
 Finishes : (BSN) Brushed Satin Nickel, (SC) Satin Chrome, (AB) Antique Brass,
 (MSN) Matt Satin Nickel, (MN) Matt Nickel



ZN-1013

Hole: Hole - 96mm, 128mm,
160mm, 192mm,
240mm, 320mm
Brushed Satin Nickel



ST-1119

Dia. 30mm
Matt Black,
Brushed Satin Nickel / Satin Gold



AN-6025

Hole: Hole - 96mm, 128mm, 160mm,
192mm, 224mm,
288mm, 416mm
Brushed Satin Nickel +
Aluminium



MI-5191H

Dia. 12mm
Hole: Hole - 96mm, 128mm,
192mm, 224mm,
352mm, 544mm
Matt Black / Satin Gold



F5191-10

Dia. 10mm
Hole: Hole - 96mm, 128mm,
160mm, 192mm, 256mm, 356mm
Stainless Steel
(Solid)



F263

Dia. 15mm
Brushed Satin Nickel



ST-5710

Hole: Hole - 96mm, 128mm,
160mm, 192mm,
Aluminium




ST-5714

Hole: Hole - 96mm, 128mm,
192mm, 224mm, 320mm
Aluminium



DB-98

Stainless Steel
Recess Handle
Satin Stainless Steel



ST-1667

L= 150mm, 200mm, 300mm, 600mm,
2500mm
Matt Black, Matt Gold



FH-117

L= 60mm, 118mm, 150mm, 212mm
Stainless Steel



ST-1114


Dia. a) 23mm, b) 29mm
Brushed Satin Nickel

Handle Furniture

Measurements : Dia = Diameter, L = Length, W = Width, H = Height
 Finishes : (BSN) Brushed Satin Nickel, (SC) Satin Chrome, (AB) Antique Brass,
 (MSN) Matt Satin Nickel, (MN) Matt Nickel



F283
 Hole: Hole - 32mm x L 71mm



F220
 L51mm x W24mm
 BSN / coffee



F220
 Hole: Hole - 98mm, 128mm
 BSN / coffee



F205A
 Hole: Hole - 32mm
 BSN / coffee



F218
 Dia. 18mm x H30mm
 BSN / coffee



F215
 Hole: Hole - 98mm
 Brown Leather
 Brushed Satin Nickel



F226
 L76mm x W30mm
 BSN / Brown Leather



PK-04
 Push Knobs with or without Latch
 Chrome or Gold Plated



MI-V102
 Satin Nickel, Black, Satin Gold Knob



HA56196+56123
 Stain Nickel
 Push Knob



MI-054
 SUS 304 Stainless Steel
 Trunk Handle



MI-TK 299
 Concealed Handle
 Material: Zinc Alloy
 Finish: Brushed
 Satin Nickel, Black

Measurements : Dia = Diameter, L = Length, W = Width, H = Height
 Sizes: (S) 64mm, (M) 95mm, (L) 126, (LX) 160mm (For other sizes please contact your sales consultant)
 Finishes: (BSN) Brushed Satin Nickel, (SC) Satin Chrome, (AB) Antique Brass, (MSN) Matt Satin Nickel, (MN) Matt Nickel



DH45-84mm (Handle Series)
Stainless Steel Recess Handle



MI-013
SUS 304 Stainless Steel
Flush Handle with Cylinder Hole



MI-958
Bore Hole: Dia. 58mm
SUS 304 Stainless Steel
Recess Sliding Glass Door Handle



ST-80, ST-100
L: 80mm, 100mm x W:18mm
304 Stainless Steel,
Satin Finish
Hatch Pull



D03-040
SUS 304
Stainless Steel
Hatch Pull
L: 90mm x W: 18mm



D03-025
L: 100mm x W: 20mm
Stainless Steel,
Edge Pull with Spring



LAMP HH-P135/SN

- Door stopper can be flipped-out to prevent door from entering pocket and pinching fingers.
- Door stopper can be flipped-in to completely open the door.
- Application door thickness: 30-40mm (1-3/16"-1-9/16")



MI-106H, MI-106
SUS 304 Stainless Steel
Recess Handle
Antique Brass, Gold Plated,
Satin Stainless Steel,
Matt Black



Z-710
Satin Nickel
Recess Handle
with Cylinder Hole



DH-8
Stainless Steel
Recess Door Handle
• Satin Finish



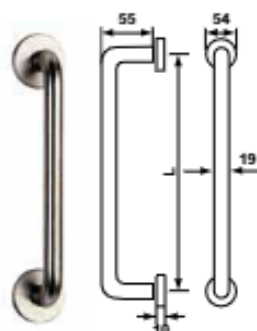
ST-1722
Stainless Steel
Door Pull
Satin Finish



K01-006
Dia. 74mm
Cup Ring Handle
SUS 304 Stainless Steel

Handle Architectural

Measurements : Dia = Diameter, L = Length, W = Width, H = Height
 Finishes : (BSN) Brushed Satin Nickel, (SC) Satin Chrome, (AB) Antique Brass, (MSN) Matt Satin Nickel, (MN) Matt Nickel



G0-165
 Stainless steel
 Pull Handle
 Size: 150mm, 200mm, 250mm,
 300mm



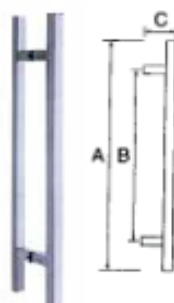
MI-085 SUS 304
 Stainless Steel Pull Handle
 With Cylinder Hole



MI-085 SUS 304
 Stainless Steel Pull Handle
 With Cylinder Hole



MI-SA-257
 Stainless Steel Pull Handle
 $\phi = 38 \times 25\text{mm}$
 A= 600 / 800 / 1200 / 1500 / 1800
 B= 80mm
 Satin Stainless Steel, Matt Black,
 Satin Gold



PH285
 Stainless Steel Pull Handle
 30 x 30mm
 A= 600 / 1200mm
 B= 425mm
 C= 80mm



MI-034
 $\phi 19 \times 200\text{mm}$
 $\phi 19 \times 300\text{mm}$
 Brushed Satin Nickel
 Pull Handle



MZ-SA-1163
 25 x 38 x L600, 900, 1200
 Stainless Steel Offset
 Pull Handle



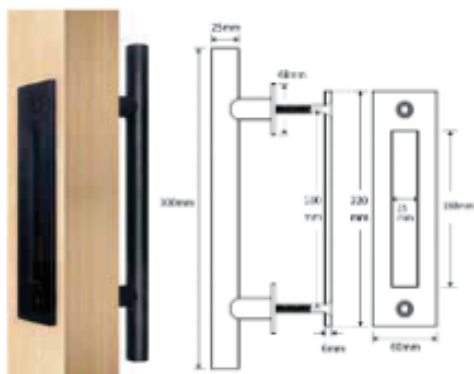
MI-SA-1118
 30 x 10 x L450, 600, 800,
 1000, 1200mm
 Stainless Steel Pull Handle
 SSS, Satin Gold, Matt Black



MZ-SA-1528
 Dia. 38mm x 1500mm, 1800mm
 Stainless Steel / Walnut wood
 Pull Handle



MI-SA-1261
 Ø 38 x 200 x 400
 Stainless Steel
 Shower Door Pull
 Chrome



MI-DH-066
 Matt Black
 Sliding Door Handle
 with Plate



a) DS-12
 SUS 304 Stainless Steel Push Plate
 Size : 100 x 300 x 1.5mm

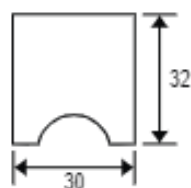
b) DS-12H
 SUS 304 Stainless Steel Push Plate with
 Handle (Dia. 19mm x L140mm)
 size : 100 x 300 x1.5mm



MI-SA-1663
 25 x 10 x 450 x 475
 Stainless Steel Shower Door Pull
 with Anti-Collision
 Chrome, Matt Black



GK 06



MI-SA-GK06
 SUS 304 Stainless Steel
 Glass Door Knob
 SSS