

FLUSH SLIDING DOOR SYSTEM

MFU-1000



MonoFlat UNISON®

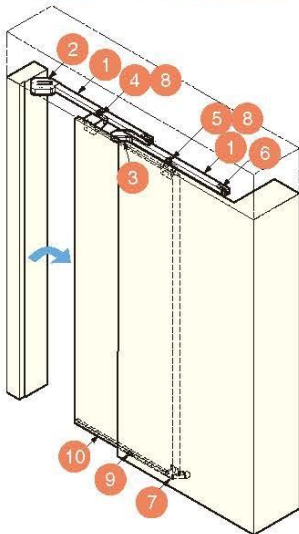
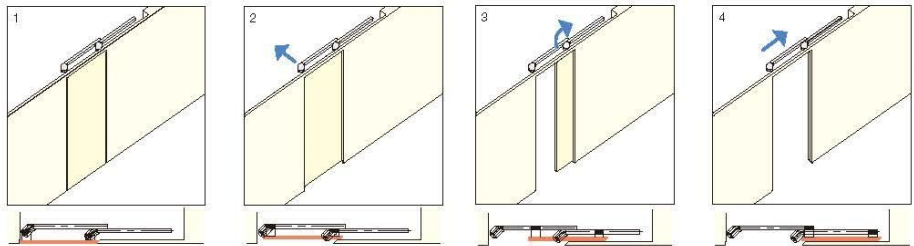
| | |
|----------------|------------------------|
| Door Width | 800 - 1000 mm |
| Door Height | Max. 2500 mm |
| Door Thickness | *28 - 30 mm |
| Door Weight | Max. 30 kg |
| Adjustability | Depth: ± 3.5 mm |
| | Horizontal: ± 4 mm |
| | Vertical: ± 4 mm |

*Can be used on door thicker than 30 mm by mortising hanging bracket into the door.

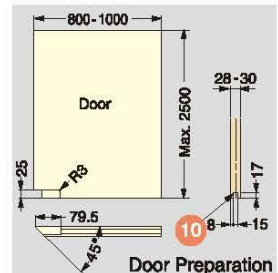
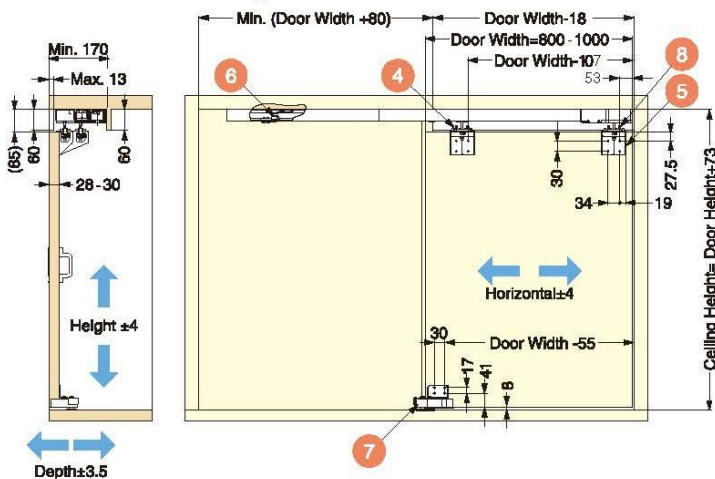
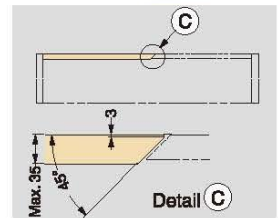
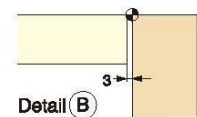
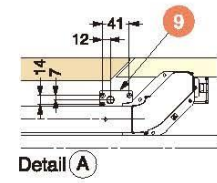
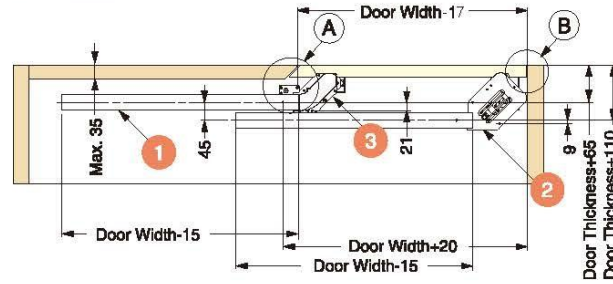
Features

- Flush Surface
Door will be "flush" against surrounding walls, providing clean appearance.
- Unique Movement
Door moves in first and slides sideways.
- Clean Appearance
No bottom rail required.

How the Door Moves



Installation



| Parts Set (Per Door) | | |
|----------------------|------------|--------------------------------|
| Item Code | Item Name | Description |
| 250-022-021 | MFU-1000-R | Door slides from Right to Left |
| 250-022-022 | MFU-1000-L | Door slides from Left to Right |

Parts Included

| No. | Qty | Part Name | Dimensions | Description |
|-----|-------|-----------------|------------|--|
| 1 | 2 pcs | Upper Track | | <ul style="list-style-type: none"> Material: Aluminium Finish: Anodized |
| 2 | 1 pc | Guide Block | | <ul style="list-style-type: none"> Material: Aluminium, Polycarbonate Finish: Silver White |
| 3 | 1 pc | Guide Block | | <ul style="list-style-type: none"> Material: Aluminium Finish: Silver |
| 4 | 1 pc | Upper Bracket A | | <ul style="list-style-type: none"> Material: Steel Finish: Chromate |
| 5 | 1 pc | Upper Bracket B | | <ul style="list-style-type: none"> Material: Steel Finish: Chromate |

| No. | Qty | Part Name | Dimensions | Description |
|-----|-------|------------------|------------|---|
| 6 | 1 pc | Stopper | | <ul style="list-style-type: none"> Material: PBT / Steel Finish: White / Yellow Zinc Chromate |
| 7 | 1 pc | Lower Guide | | <ul style="list-style-type: none"> Material: Steel Finish: Chromate |
| 8 | 2 pcs | Upper Roller | | <ul style="list-style-type: none"> Material: POM / Steel Finish: Natural / Chromate |
| 9 | 1 pc | Bottom Guide Pin | | <ul style="list-style-type: none"> Material: Polyamide Finish: Yellow Zinc Chromate / Light Brown |
| 10 | 1 pc | Guide Track | | <ul style="list-style-type: none"> Material: Aluminium Finish: Anodized |

| Optional Parts | | For floor mounted recessed guide track. | | |
|----------------|-----------------|---|----------------|-----------------|
| Item Code | Item Name | Description | Parts Included | |
| 250-023-148 | MFU-1000RG-SL-R | Door slides from Right to Left | 11 2pcs | 12 2pcs 13 2pcs |
| 250-023-149 | MFU-1000RG-SL-L | Door slides from Left to Right | 11 2pcs | 12 2pcs 13 2pcs |

