

SLIDING DOOR SYSTEM

FD30-H

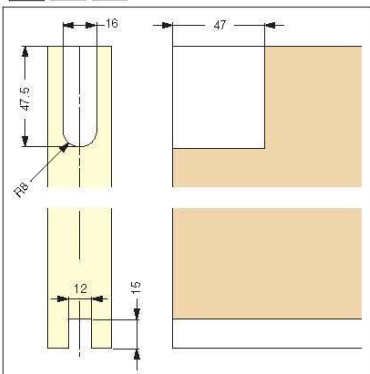


	a	b	c	d
	Two-Way Soft Close	One-Way Soft Close	Standard Sliding	Standard Sliding
Roller	Recessed Mount	Recessed Mount	Recessed Mount	Side Mount
Door Weight	Max. 30 kg/door			
Door Thickness (Min.)	24 mm	24 mm	24 mm	28 mm
Door Width	590 - 1000 mm	510 - 1000 mm	Max. 1000 mm	Max. 1000 mm
Door Height	Max. 2400 mm			
Height Adjustment	-3/+4 mm	-3/+4 mm	± 4 mm	± 4 mm
Side Adjustment	± 2 mm	± 2 mm	± 2 mm	—

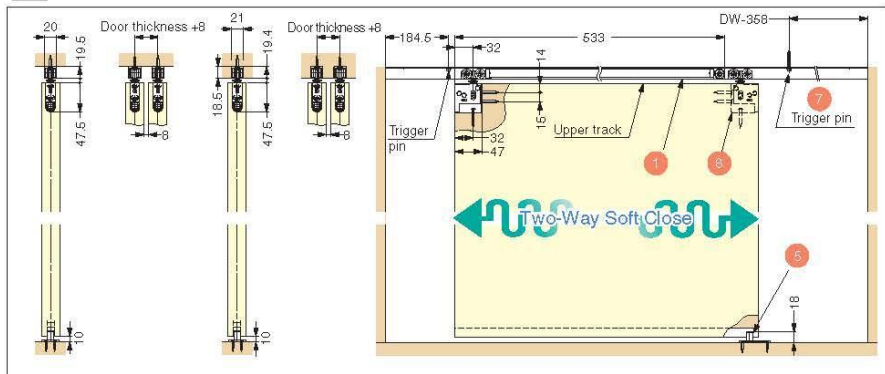
■ Features

- Thin profile allows flexible design on various applications.
 - Damper equipped for soft & silent closing at the end (a b only).
 - Various parts available for many applications.
- *Designed for interior use, not for exterior.

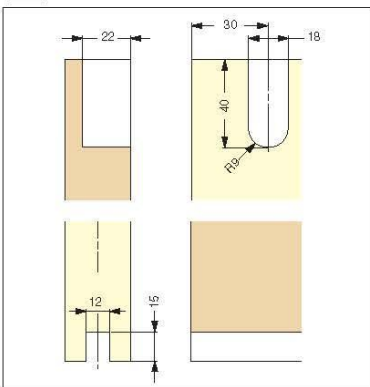
a b c Door Preparation



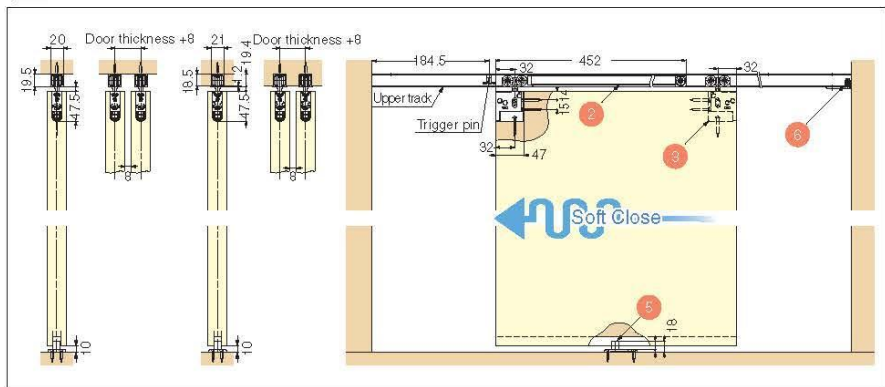
a FD30 / Recessed Mount Roller / Two-Way Soft Close



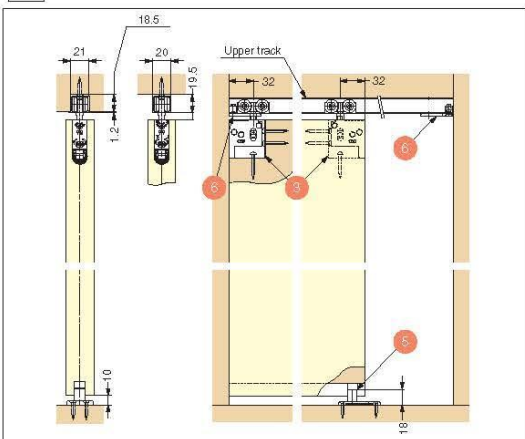
d Door Preparation



b FD30 / Recessed Mount Roller / One-Way Soft Close



c FD30 / Recessed Mount Roller / Standard Sliding



d FD30 / Side Mount Roller / Standard Sliding

