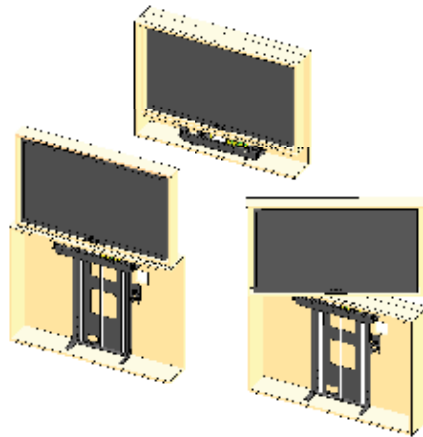


# Slide & Swivels



### LSM-BE6

Plasma TV Lift System with Box Enclosure and 180 Deg rotation on both directions  
Load Capacity : 50 kg. max  
Max. Screen Height : 745mm

### ZY-388

8", 12", 14", 16", 18", 24", 30"  
Table Swivel



Door Width Max. 900mm

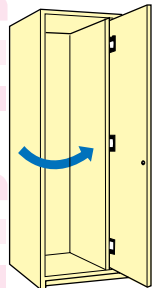
Door Height 1760mm - 2300mm

Door Weight Max. 20kg

TSSL-600SV/Set Rail (600mm)

TSSL-800SV/Set Rail (800mm)

TSSL-900SV/Set Rail (900mm)



### "Schock" Pocket Door Slide


C/W Rack & Pinion System  
Size: 350mm - 600mm

### MI-6060

Extension Table Slide  
White Epoxy Coated  
\*used in kitchen

### LAMP TSSL-2V

Stainless Steel  
Pocket Door Hardware



Combination with Murphy wall bed

Independent wall mount table

without top and bottom beam

### MI-TK489

Hidden Folding Wall Mounted Table Hardware Accessory

#### Features:

1. The accessory makes table hidden on the table cabinet,
2. The simple accessory can make a stable and functional table.
3. Easy to install: the hardware is already a whole accessory unit before delivery, and buyers only need to mount it with panel.

which is space-saving.

Material	Lock	Notes
Al / Plastic / Steel	Rotate	without top & bottom beam



closing state




opening state

## Accessories for Multifunctional Tea and Coffee Table

**MI-TK 461 (with spring)**

Material: steel  
Surface: black / silver

patent product



Features :

1. The product can be used as a tea and coffee table in closing state, and it can serve as a simple desk, dining table in opening state. It is of space saving and convenience.
2. It can be used as a hidden desk, especially suitable for bay window because it can be overlay with bay window in closing state, but it can be used as a table in opening state. It is of practical and convenience.
3. With safety lock. Automatically lock when open it, but unlock manual
4. MI-TK 461 was designed to high demand customers. The device with self close, and it can slow rise and slow decline within desktop load-bearing 13-14kg.  
Note: It can slow rise and slow decline within desktop load-bearing 18-20kg after improving.



## Tatami Lifting Table Fittings

Third Generation Tatami Lift Table hardware Electric Lifting

Features :

1. The device is of automatic power-cut-off function (120s+3s) and it needs custom-made
2. The device is of temperature control protection, which cuts off power automatically when temperature is over 65°C.
3. Electric machinery is in-operator when it works over 20 times. And it will operate again after the electric machinery cooling down.
4. Anti-pinch function: the device stop descending when it is stuck with a hard object.
5. The device has wireless remote control function.

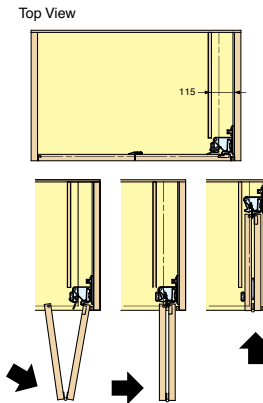
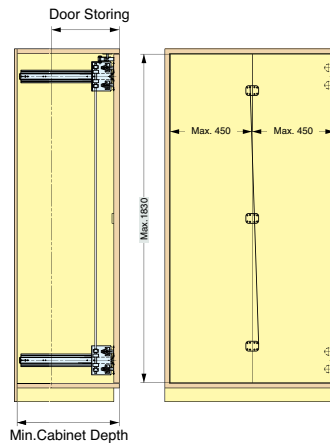
Item Number	H1 (mm)	H2 (mm)	Load Rating (Kg)	Material
MI-TK 501-1	310	670	60	Steel/Aluminium/Plastic
MI-TK 501-2	360	840	60	Steel/Aluminium/Plastic

# Slide & Swivels

## FOLDING POCKET DOOR SYSTEM



- Folding door is stored inside the cabinet.
- Support cabinet with less depth.
- Inset use.
- Applications: Ideal for audio visual, office, kitchen, wardrobe etc.



## LAMP ALT-F

Door Width	Max. 450mm/Door
Door Height	Max. 1830mm
Door Thickness	23-30mm
Door Weight	Max. 12kg/Door

Item Code	Item No.	Pocket Space	Door Storing	Min. Cabinet Depth
180-022-294	ALT-F-18L	Left	355.6mm	466.7 + Door Thickness
180-022-295	ALT-F-18R	Right	355.6mm	466.7 + Door Thickness
180-022-296	ALT-F-20L	Left	406.4mm	517.5 + Door Thickness
180-022-297	ALT-F-20R	Right	406.4mm	517.5 + Door Thickness



**MI-8103**  
Drawer Slide, Euro type, self-closing, bottom mounting.  
250mm - 600mm  
Ivory



**LAMP AR3-16**  
100mm, 150mm  
Aluminium Full Extension  
Mini Slide




**FGV 545145C3**  
H45 Ball Bearing  
Full Ext. Slide with Damper  
Size: 300mm - 600mm  
Colour: Black  
Load Capacity: 45 kgs



**S4501**  
SUS 304  
Stainless Steel Ball Bearing Slide  
Size: 14" - 20"  
Load Capacity: 45 kgs



**HA-1701**  
7" - 18"  
Zinc Plated  
Mini Drawer Slide



**Schock ZH-13**  
Full Extension:  
• Load capacity 50kgs  
• Easy drawer removal without tools  
300mm - 500mm  
• With retaining pins  
• 100 - 200kg upon request



## 3514AC



### Specification

- Length: 14" - 22"
- Travel: Full Extension
- Maximum Drawer Side Thickness: 16mm
- Load Capacity: 30 kg



Push Open With  
Soft-closing Under Mount  
Slide



- Application : Office furniture, home drawers or metal furniture.  
Material : Work hardened cold rolled steel.  
Slide Length : 12"-24" . One grade for every 50mm.  
Load Rating : 45kg/450mm (18")  
Finish : Zinc Plated

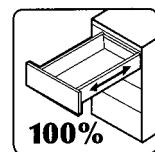



## FGV 54565007

Under Mount Full Ext. Slide with Damper

Benefits for the consumer

- Smooth functioning thanks to new generation of wheel design
- Comfortable full extension for improved accessibility and ease of use
- Lasting quality thanks to optimised materials
- Hidden assembly for high quality perception of the whole cabinet
- Adaptive SlowMotion® damping for noiseless closing
- Easy-Fix rapid for ease of assembly and integrated anti-lift feature
- Quick and easy front height adjustment without disassembly of the drawer



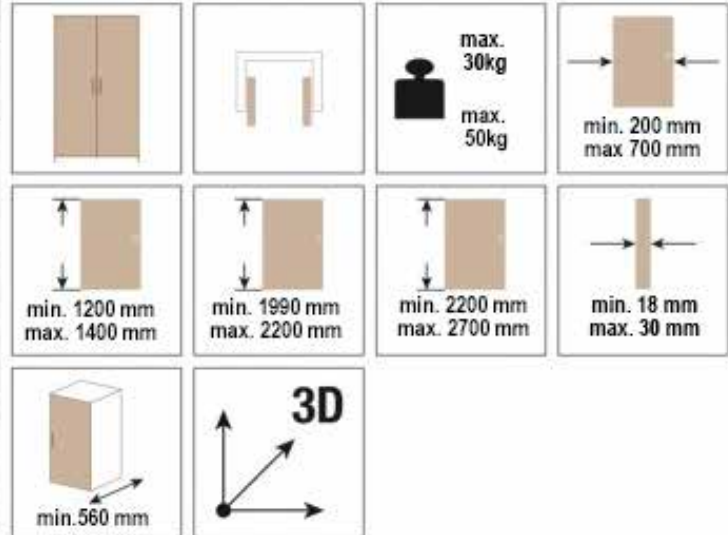
# Slide & Swivels

## SYSTEM 9500 NEW DARWIN-SINGLE

Made in Italy



Pivot Sliding Door System-Single Door



## SYSTEM 9500 NEW DARWIN-DOUBLE

Made in Italy



Pivot Sliding Door System-Double Door

