

# Bed & Wardrobe system

## Hidden Murphy Wall Bed Series (Soft opening down)

MI-TK560

- Pneumatic End Mount Style (Vertical)  
Wall Bed (Murphy bed)  
Hardware Mechanism



### Features:

1. This wall bed mechanism is of damper which changes lifting strength according to different opening angles. The bed can be easily pulled open to 30 degrees just at the beginning of opening. As wall bed opens down, forces of gravity and damping increase, which makes the wall bed go down steadily and can even stop at whatever positions. Conversely, the wall bed mechanism has the same function when closes.
2. The wall bed mechanism is of a safety lock which locks automatically when bed completely closes.
3. Open the bed: pressing the lock hole on the bed panel can pop out the bed handle. Rotating downward and pulling outward the handle can open wall bed.
4. The wall bed mechanism includes metal bedstead (bed frame) for the mattress.
5. The mechanism is of automatic legs, which avoids opening the legs by hand.
6. No guide bar is required.

### Parameter details:

Item No.	MI-TK560-1	MI-TK560-2	MI-TK560-3
Size Inside Bed Cabinet	986x2198x309mm	1286x2198x309mm	1586x2198x309mm
Mattress Size	900x2000x160mm	1200x2000x160mm	1500x2000x160mm



## Pneumatic Side Mount Style (Horizontal) (Soft opening down function)

MI-TK669

- Wall Bed (Murphy bed)  
Mechanism



### Features:

1. This wall bed mechanism is of damper which changes lifting strength according to different opening angles. The bed can be easily pulled open to 30 degrees just at the beginning of opening. As wall bed opens down, forces of gravity and damping increase, which makes the wall bed go down steadily and can even stop at whatever positions. Conversely, the wall bed mechanism has the same function when it closes.
2. The wall bed mechanism is of a safety lock which locks automatically when bed completely closes.
3. Open the bed: pressing the lock hole on the bed panel can pop out the bed handle. Rotating downward and pulling outward the handle can open wall bed.
4. The wall bed mechanism includes metal bedstead (bed frame) for the mattress.
5. The mechanism is of automatic legs, which avoids opening the legs by hand.
6. The hidden wall bed is in particular suitable for small room, which is space-saving.
7. No. guide bar is required.

### Parameter details:

Item No.	MI-TK 669-1	MI-TK 669-2	MI-TK 669-3
Size Inside Bed Cabinet	2086x1093x309mm	2086x1393x309mm	2086x1693x309mm
Mattress Size	900x2000x160mm	1200x2000x160mm	1500x2000x160mm



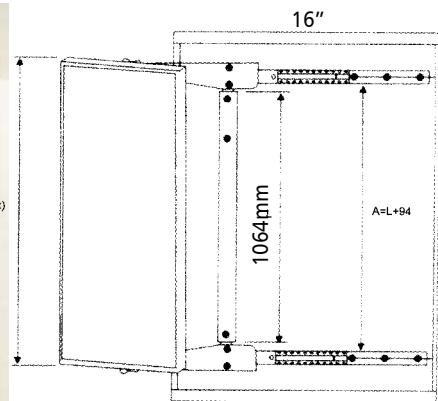
# Bed & Wardrobe system



**HZ040**  
Build-In Ironing Board  
D500XW (350-500) X H80mm



1200 (Max)  
A+42



**MI-2704**  
Extension Mirror Guide for Wardrobe  
16" Black  
Length of Bar - 1064mm




**MI-174.026**  
85cm - 110cm  
15kgs  
Coat Lift Hanger  
With Soft Closing  
Grey



Made in Italy


**LIFT 700-700A**  
Load Capacity: 15kgs  
83 - 115cm  
Sleek Design Cloth Lift

**SUPER LIFT-ISIA**  
Load Capacity: 20kgs  
83 - 115cm  
Heavy Duty Cloth Lift




Made in Japan

**LAMP TAW1200 (Double Type)**  
• The double-type model is designed for installation on side walls of a cabinet or closet, using it in full width.  
• Adjusting the length of the rod is easily done in just one step. Load capacity:  
Up to 15kg or 33 lbs (evenly distributed)



a) TH-120 Oval Center Bracket  
b) TH-119 Oval End Bracket



a) WS-002 Oval Bracket  
b) WR-004A Aluminium Oval Pipe  
H30mm x W15mm X L3000mm  
c) WR-004S Steel Chrome Plated Oval Pipe  
H30mm x W15mm X L3000mm



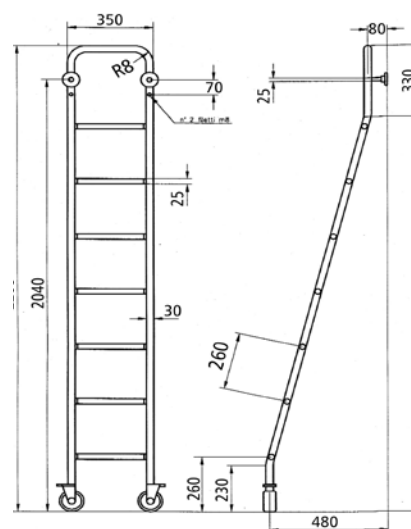
**MI-JJ9**  
Stainless Steel Cloth Hanger

# Bed & Wardrobe system

**CodICE 000V071-15 / 3 metres**



STEP System composed of rails for the application of sliding doors and ladder.



**HZ-103A, HZ-103D**

Trousers PULL-OUT Rack (with soft closing)  
D480 X W(560-564) X H106mm - HZ-103A  
D480 X W(860-864) X H106mm - HZ-103D



**HZ-104A, HZ-104D**

Wardrobe PULL-OUT BASKET (with soft closing)  
D480 X W(560-564) X H147mm - HZ-104A  
D480 X W(860-864) X H147mm - HZ-104D



Wardrobe Accessories Storage Box

**ZY-0760L**

W564 x 478 x 73mm (cabinet size: 600mm)

**ZY-0780L**

W764 x 478 x 73mm (cabinet size: 800mm)

**ZY-0790L**

W864 x 478 x 73mm (cabinet size: 900mm)



**CYO7600**

W564 X D478 X H139mm

**CYO7900**

W864 X D478 X H137mm



**MI-177.020**

Pull Out Tie Rack

Dimension (w\*D\*H\*): 130 x 450 x 75mm



**MI-177.021**

Pull Out Tie & Belt Rack

Dimension (w\*D\*H\*): 74 x 450 x 116mm